


Professional Series Model 6006B Power Amplifier

60 watts @ less than
1.0% THD 40-12 kHz
35 dB signal to noise ratio
Power output meter



The JBL 6006B is a highly reliable, conservatively rated amplifier, designed for professional sound engineering applications where a high degree of performance is required.

The circuitry has been carefully designed to reduce the possibility of failure within the specified environmental and electrical conditions. A protective circuit is utilized in this amplifier which makes it virtually impossible to damage it under any conditions of overload, including shorted or grossly mismatched load, inductive load at low frequencies, capacitive load at high frequencies, excessive input signal, white noise or installation errors.


The JBL 6006B can be overdriven by at least ten times normal input voltage, from 40 Hz-12 kHz, and eventually produces square waves increasing in RMS value up to about 110 watts at which point the output actually begins to decrease.

The DC fuse is intended as a protective device for the power supply in the event of output stage malfunction. It is not intended to protect the output transistors which are guarded by the special circuitry provided. As an

indication of high-frequency stability, the JBL 6006B draws only 30% more power from the AC line at 12 kHz, 60W, than at 1 kHz for at least one hour without malfunction or entering the "protect" mode.

The 6006B amplifier is designed for maximum flexibility in varying input and output arrangements. A standard unbalanced 50K input is provided which can be converted to balanced line bridging or matching with the installation of the accessory 5195 transformer. A low cut filter switch reduces the possibility of damaging horns. All the power outputs are balanced and the bridging output unbalanced.

The excellent engineering of this unit is accompanied by an equally excellent layout with serviceability in mind at all times. All components are accessible and easily replaced with particular emphasis on output and driver device removal and installation.



Model 6006 B - Power Amplifier

Architectural Specifications

The amplifier shall be capable of delivering an output of 60W RMS with less than 1.0% THD, 40-12,000 Hz, and 75W RMS from 50 to 8000 Hz with less than 4% THD.

The high impedance program input shall be provided with a socket to accommodate a balanced line with isolation. Matching and bridging inputs shall be available. Screw type terminal boards shall be provided for the balanced line inputs as well as for the high impedance unbalanced input. In addition, a phono plug shall be provided for the high impedance input. A low frequency filter switch shall be provided.

The amplifier shall have balanced 8-ohm, 16-ohm and 70.7-volt outputs on a screw type terminal board listed by Underwriters' Laboratories, Inc. for class 2 wiring.

The amplifier shall be equipped with a protective circuit which will prevent damage due to overload. A power output meter shall be standard equipment.


The amplifier shall operate on 120/240 VAC, 50/60 Hz power source.

The performance specifications shall be as listed under SPECIFICATIONS and shall be met or exceeded.

The amplifier shall be listed by the Underwriters' Laboratories, Inc.

The amplifier shall be JBL Model 6006B.

Specifications	
Power Gain	66 dB
Input Sensitivity	0.7 volts
Unbalanced HI-Z (50,000 ohms)	0.7 volts
Balanced Bridging with 5195 Transformer (15,000 ohms)	0.363 volts
Balanced Matching with 5195 Transformer (800 ohms)	0.077 volts
Power Output	60 Watts rms less than 1.0% THD, 40 to 12,000 Hz 75 Watts rms less than 4% THD, 50 to 8000 Hz
Power Bandwidth (At Rated Power)	40 to 12,000 Hz
Total Harmonic Distortion	Less than 1.0%
Intermodulation Distortion (SMPTE Standard)	Less than 2.0%
Full Power	Less than 1.0%
10 Watts RMS	Less than 1.0%
15.14 Watts RMS	Less than 1.0%
Frequency Response (Measured at 3 Watts)	20 to 20,000 Hz ± 2 dB
Load Impedance	8, 16 or 70.7 ohms
Unbalanced Direct Output	4 ohms
Load Voltage	15.3, 21.9, 31.0, 70.7 volts
Full Power	15.3 watts
8-ohm output	21.9 watts
16-ohm output	31.0 watts
70.7 volt output	70.7 watts
Output Regulation	Better than 15%
Signal-to-Noise Ratio	Better than 85 dB below full power
Low Cut Filter (Power Panel Slide Switch)	6 dB/octave below 200 Hz
Tone Fader Control	
Power Levels	Tough Continuous
Color	Normal Green
Process	Ready
Level Meter	48 Watts output at 0
Power Supply	120/240 VAC, 50/60 Hz
Power Consumption	
Quiescent	20 Watts
25% Output	77 Watts
Full Power	125 Watts
Efficiency	40% (at 100% output)
Maximum Ambient Operating Temperature	140° F (50° C)
Special Features	Overload protection circuit AC conversion solderless circuit
Dimensions (Including Controls)	6-3/4" x 19" x 11-5/8" deep
16-Diode Balanced Power	27.2, 34.6, 37.9, 49.5 ohms 70.7VAC, 100-177 Hz
Mounting	9 EA standard rack space
Panel Finish	Non-gloss black enamel, light gray
Net Weight	37 lbs
Shipping Weight	47 lbs
Warranty	2 years
Company	Underwriters' Laboratories, Inc.
Accessory	5195 Matching/Bridging Transformer



PP86006B/75 Printed in U.S.A.



Professional Series
Professional Division

James B. Lansing Sound, Inc. 3249 Casitas Avenue, Los Angeles, California 90039

